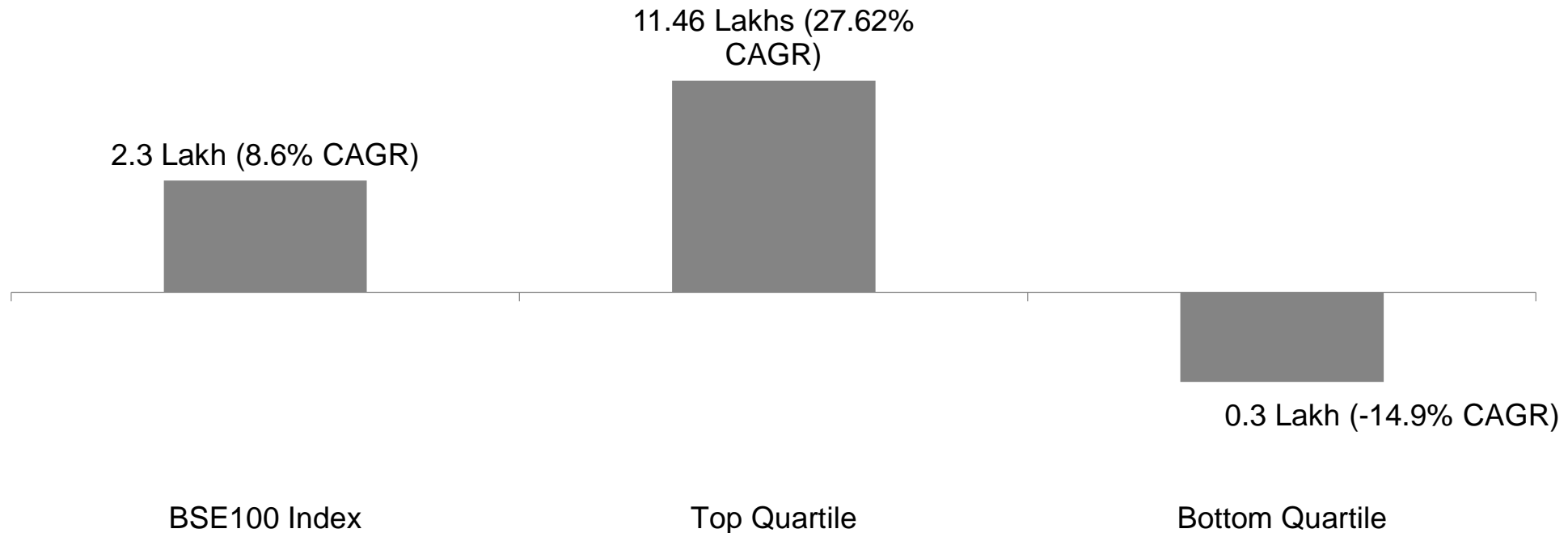


# Axis Long Term Equity Fund

(An open ended equity linked saving scheme with a statutory lock in of 3 years and tax benefit)

# There is huge value in long term stock selection

## Value After 10 years (Dec 20)

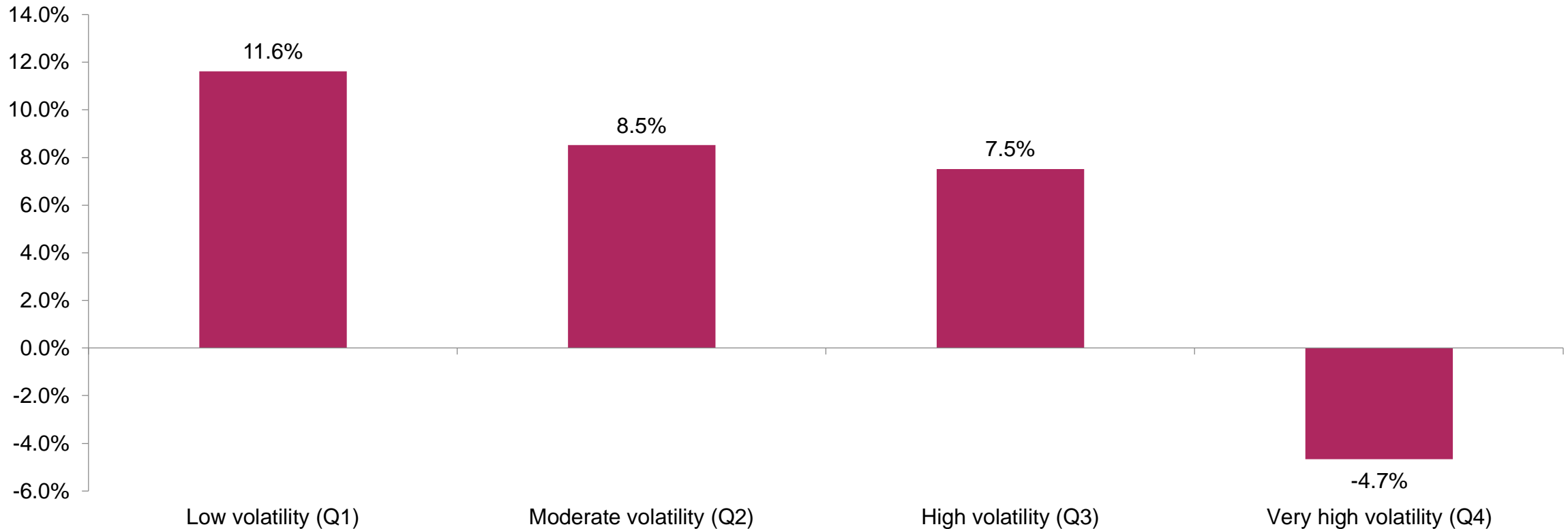


Source: Bloomberg, Past performance may or may not be sustained in future. Amount invested Rs 1 lakh. Data as on 31<sup>st</sup> December 2020

# High risk ≠ High Returns

High Beta Stocks Have Underperformed Over Long Term

Average 10 year return



Source: Bloomberg, Past performance may or may not be sustained in future. Data as on 31<sup>st</sup> December 2020

Volatility : 360Day volatility 10 years back divided in 4 quartiles, Volatility : Beta value 10 years back divided in 4 quartiles.

# Benefits of 3 year lock-in period

Unique Long Term Orientation That Helps Investors

Investor Perspective	Fund manager perspective
Investment horizon aligned with the market cycle	Focus on long term wealth creation opportunities while ignoring short term market noise
Discipline of looking at long term factors while making allocations	No tactical/hot money flows into the fund
Wealth creation potential	Greater leeway to enter/ exit positions –provides headroom to manage a large corpus

**A Unique Strategy That Has A Consistent Track Record Of Generating Wealth For Investors For The Long Term**

**Past performance may or may not be sustained in the future.** Current Portfolio Allocation is based on the prevailing market conditions and is subject to changes depending on the fund manager's view of the equity markets.

# Axis Long Term Equity Fund

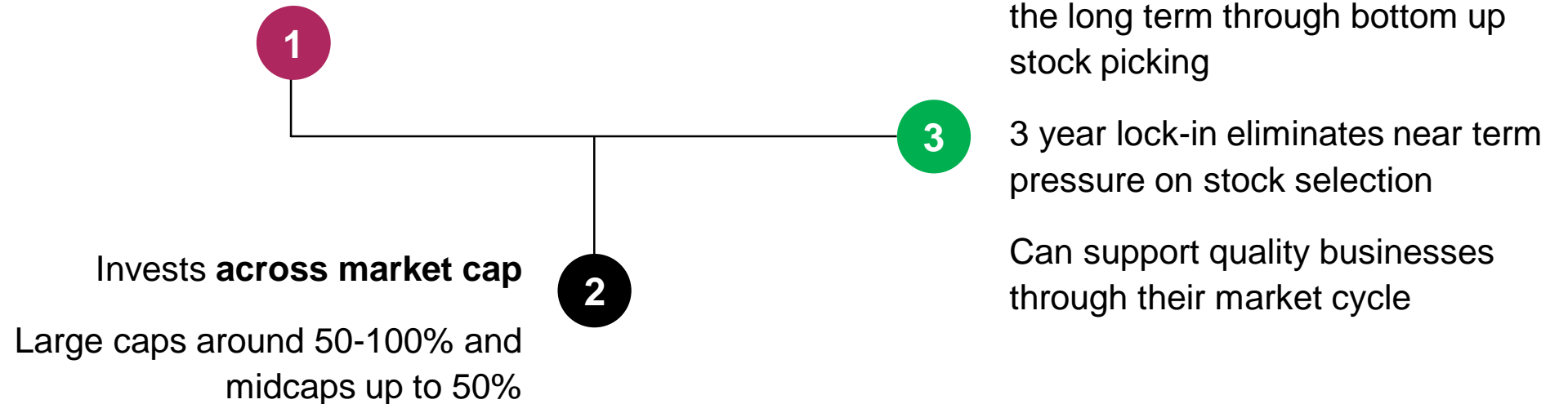
(An open ended equity linked saving scheme with a statutory lock in of 3 years and tax benefit)

# Fund Positioning

## Axis Long Term Equity Fund

An open ended equity linked saving scheme with a statutory lock in of 3 years and tax benefit





Offers tax benefit under section 80C of the Income Tax Act, 1961



Current Portfolio Allocation is based on the prevailing market conditions and is subject to changes depending on the fund manager's view of the equity markets. Market cap buckets as per SEBI/AMFI classification.

# Investment Philosophy

## What Do We Mean By Quality Businesses?

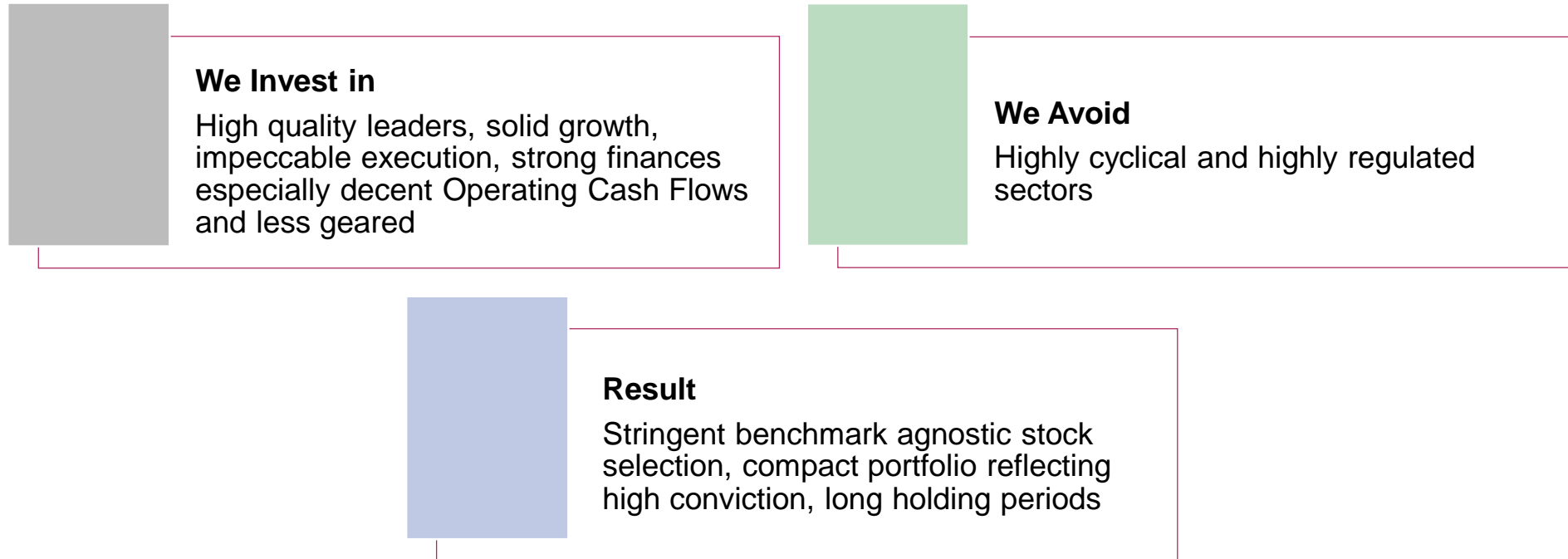


**Focus on steady consistent and long term portfolio with limited down side risk**

**Past performance may or may not be sustained in the future.** Current Portfolio Allocation is based on the prevailing market conditions and is subject to changes depending on the fund manager's view of the equity markets.

# Portfolio Construction

## What Do We Aim To Achieve



Bottom up portfolio aiming to deliver steady and consistent returns for investors

**Past performance may or may not be sustained in the future.** Current Portfolio Allocation is based on the prevailing market conditions and is subject to changes depending on the fund manager's view of the equity markets.



# Portfolio Evolution



## High Conviction, long Term Investment Approach to Investing

While the broad positioning of the portfolio has remained stable over the last 1 year, stock specific adjustments have been made

Portfolio Characteristics	Feb 2020	Feb 2021
Market Cap Mix*	Large Caps:76%,Mid Caps: 14%, Small Caps: 4%	Large Caps:84%,Mid Caps: 13%, Small Caps: 3%
Top 10 stocks (% of portfolio)	63%	63%

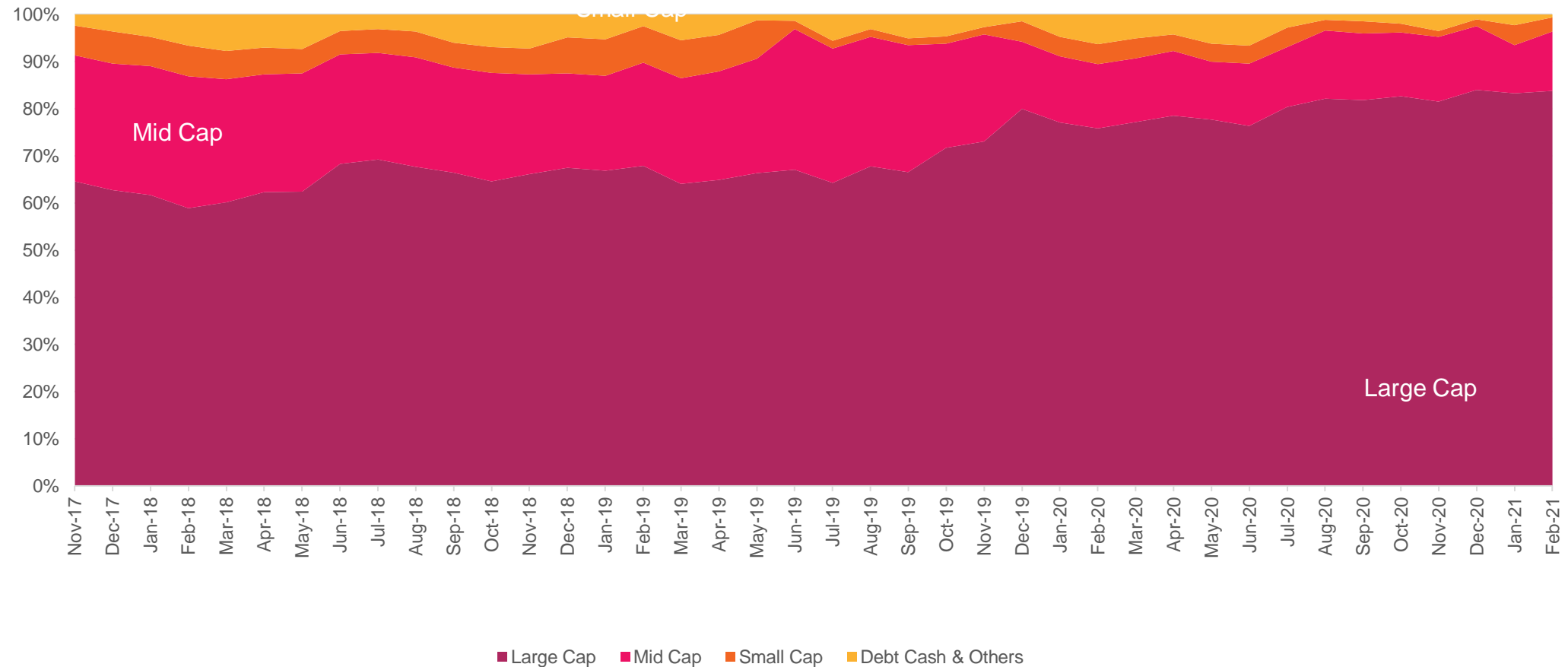
Top stocks with increased exposure/entries	Change in exposure (%) over last year
Infosys Ltd	3.33%
Motherson Sumi Systems Ltd	2.83%
Bajaj Finserv Ltd	2.75%

Top stocks with reduced exposure/exits	Change in exposure (%) over last year
Bandhan Bank Limited	-2.75%
ICICI Bank Ltd	-2.32%
Kotak Mahindra Bank Ltd	-2.00%

Source : ValueFY, ACEMF. Note: Current Portfolio Allocation is based on the prevailing market conditions and is subject to changes depending on the fund manager's view of the equity markets. Market cap buckets as per SEBI/AMFI classification. **Past performance may or may not be sustained in the future.** Stock(s) / Issuer(s)/ Top stocks with increased or decreased exposure mentioned above are for the purpose of disclosure of the portfolio of the Scheme(s) and should not be construed as recommendation to buy/sell/ hold. The fund manager(s) may or may not choose to hold the stock mentioned, from time to time.

# Portfolio allocation

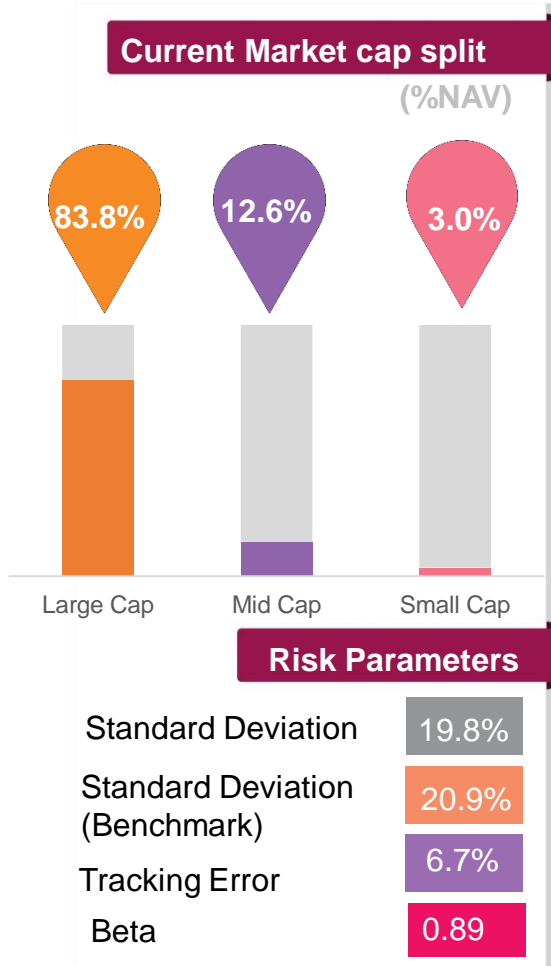
Invests primarily in Large cap companies



Current Portfolio Allocation is based on the prevailing market conditions and is subject to changes depending on the fund manager's view of the equity markets. Market caps are defined as per SEBI regulations as below: a. Large Cap: 1st -100th company in terms of full market capitalization. b. Mid Cap: 101st -250th company in terms of full market capitalization. c. Small Cap: 251st company onwards in terms of full market capitalization. For detailed asset allocation, please refer to the scheme information document (SID)

# Current portfolio

As on 26th February 2021



### Top 10 Stocks

Bajaj Finance Limited	9.27%
Avenue Supermarts Limited	7.57%
Tata Consultancy Services Limited	6.87%
Info Edge (India) Limited	6.87%
HDFC Bank Limited	6.52%
Kotak Mahindra Bank Limited	6.45%
Housing Development Finance Corporation Limited	5.64%
Nestle India Limited	5.10%
Maruti Suzuki India Limited	4.58%
Pidilite Industries Limited	4.06%

### Top 5 Sectors



**Finance**  
23.16%



**Software**  
17.92%



**Banks**  
12.97%



**Retailing**  
7.57%



**Auto Ancillaries**  
5.25%

Exposure as % of Net assets. Source : ValueFY, ACEMF. Note: Current Portfolio Allocation is based on the prevailing market conditions and is subject to changes depending on the fund manager's view of the equity markets. Market caps are defined as per SEBI regulations as below: a. Large Cap: 1st -100th company in terms of full market capitalization. b. Mid Cap: 101st -250th company in terms of full market capitalization. c. Small Cap: 251st company onwards in terms of full market capitalization. Past performance may or may not be sustained in the future. Stock(s) / Issuer(s)/ Top stocks with increased or decreased exposure mentioned above are for the purpose of disclosure of the portfolio of the Scheme(s) and should not be construed as recommendation to buy/sell/ hold. The fund manager(s) may or may not choose to hold the stock mentioned, from time to time. Data As on 26th February 2021.

# Portfolio Changes

## Changes made to the portfolio over the last 1 year

Top stocks with increased exposure/entries	Change in exposure (%) over last year
Infosys Ltd	3.33%
Motherson Sumi Systems Ltd	2.83%
Bajaj Finserv Ltd	2.75%
Cholamandalam Investment and Finance Company Ltd	2.57%
Info Edge India Ltd	1.79%

Top stocks with reduced exposure/exits	Change in exposure (%) over last year
Bandhan Bank Limited	-2.75%
ICICI Bank Ltd	-2.32%
Kotak Mahindra Bank Ltd	-2.00%
Bharti Airtel Ltd	-1.74%
Wabco India Ltd	-1.74%

Exposure as % of Net assets. Source : ValueFY, ACEMF. Note: Current Portfolio Allocation is based on the prevailing market conditions and is subject to changes depending on the fund manager's view of the equity markets. Market caps are defined as per SEBI regulations as below: a. Large Cap: 1st -100th company in terms of full market capitalization. b. Mid Cap: 101st -250th company in terms of full market capitalization. c. Small Cap: 251st company onwards in terms of full market capitalization. Past performance may or may not be sustained in the future. Stock(s) / Issuer(s) / Top stocks with increased or decreased exposure mentioned above are for the purpose of disclosure of the portfolio of the Scheme(s) and should not be construed as recommendation to buy/sell/ hold. The fund manager(s) may or may not choose to hold the stock mentioned, from time to time. Data As on 26th February 2021.

# Performance

26th February 2021

26th February 2021

Rs. 60,302

Axis Long Term Equity Fund - Regular Plan - Growth

S&P BSE 200 TRI

18th February 2011

Rs. 10,000

Rs. 33,335

	1 Year		3 Year		5 Year		Since Inception	
	CAGR (%)	Current Value of investment of Rs. 10,000	CAGR (%)	Current Value of investment of Rs. 10,000	CAGR (%)	Current Value of investment of Rs. 10,000	CAGR (%)	Current Value of investment of Rs. 10,000
Axis Long Term Equity Fund - Regular Plan - Growth	23.43%	12,336	13.67%	14,684	17.37%	22,267	17.45%	60,302
S&P BSE 200 TRI (Benchmark)	33.70%	13,360	12.06%	14,067	17.63%	22,512	11.38%	33,335
Nifty 50 TRI (Additional Benchmark)	31.37%	13,127	12.88%	14,378	17.29%	22,189	10.99%	32,054

**Past performance may or may not be sustained in future.** Since inception returns is calculated on Rs.10 invested at inception. Different plans have different expense structure. Plan of the scheme for which performance is given is indicated above. Jinesh Gopani is managing the scheme since 1st April 2011 and he manages 7 schemes of Axis Mutual Fund .Returns greater than 1 year period are compounded annualised CAGR). Face Value per unit : ₹10. Please refer to the Annexure for returns of all the schemes managed by him

# SIP Performance

26th February 2021

SIP Investments	Since Inception SIP	5 Year SIP	3 Year SIP	1 Year SIP
Total Amount Invested	13,40,000	6,00,000	3,60,000	1,20,000
Market value as on February 26, 2021	37,93,116	9,03,959	4,81,930	1,54,550
Returns (Annualized)	17.55%	16.46%	20.01%	58.66%
Benchmark Returns (Annualized)	13.40%	15.76%	20.20%	70.42%
Additional Benchmark Returns (Annualized)	12.80%	15.70%	19.47%	66.33%

**Past performance may or may not be sustained in future.** Since inception returns is calculated on Rs. 10 invested at inception. Different plans have different expense structure. Plan of the scheme for which performance is given is indicated above. Jinesh Gopani is managing the scheme since 1<sup>st</sup> April 2011 and he manages 7 schemes of Axis Mutual Fund. Returns greater than 1 year are Compounded Annual Growth Rates(CAGR). Above investment simulation is for illustration purpose only and should not be construed as a promise on minimum returns and safeguard of capital. Above calculation is based on Regular Plan - Growth Option NAV. Assuming Rs. 10,000 invested systematically on the first business day of every month over a period of time. SIP returns are computed after accounting for the cash flow by using XIRR method (investment internal rate of return).

# Annexures, Disclaimers & Risk Factors

# Annexure

## SEBI Prescribed Performance Annexures

### Return of scheme managed by Jinesh Gopani (TOTAL SCHEMES MANAGED: 7 SCHEMES) (As on 26th February 2021)

Fund Name	Date of inception	1 Year		3 Years		5 Years		Since Inception	
		CAGR (%)	Current Value of Investment of Rs. 10,000/-	CAGR (%)	Current Value of Investment of Rs 10,000/-	CAGR (%)	Current Value of Investment of Rs. 10,000/-	CAGR (%)	Current Value of Investment of Rs. 10,000/-
Axis Long Term Equity Fund - Regular Plan – Growth <sup>^</sup>	29-Dec-09	23.43%	12,336	13.67%	14,684	17.37%	22,267	17.45%	60,302
S&P BSE 200 TRI (Benchmark)		33.70%	13,360	12.06%	14,067	17.63%	22,512	11.38%	33,335
Nifty 50 TRI (Additional Benchmark)		31.37%	13,127	12.88%	14,378	17.29%	22,189	10.99%	32,054
Axis Long Term Equity Fund - Direct Plan – Growth <sup>^</sup>	01-Jan-13	24.46%	12,439	14.69%	15,082	18.53%	23,388	19.95%	44,111
S&P BSE 200 TRI (Benchmark)		33.70%	13,360	12.06%	14,067	17.63%	22,512	13.63%	28,365
Nifty 50 TRI (Additional Benchmark)		31.37%	13,127	12.88%	14,378	17.29%	22,189	12.94%	26,984
Axis Focused 25 Fund - Regular Plan - Growth	29-Jun-12	22.90%	12,283	13.46%	14,602	19.97%	24,844	16.45%	37,440
Nifty 50 TRI (Benchmark)		31.37%	13,127	12.88%	14,378	17.29%	22,189	13.76%	30,572
S&P BSE SENSEX TRI (Additional Benchmark)		30.00%	12,990	14.22%	14,894	17.89%	22,764	14.22%	31,651
Axis Focused 25 Fund - Direct Plan - Growth	01-Jan-13	24.37%	12,429	14.88%	15,154	21.44%	26,398	16.78%	35,455
Nifty 50 TRI (Benchmark)		31.37%	13,127	12.88%	14,378	17.29%	22,189	12.94%	26,984
S&P BSE SENSEX TRI (Additional Benchmark)		30.00%	12,990	14.22%	14,894	17.89%	22,764	13.44%	27,982

<sup>^</sup>An open ended equity linked savings scheme with a statutory lock in of 3 years and tax benefit. Data As on 26th February 2021. **Past performance may or may not be sustained in future.** Calculations are based on Regular Plan - Growth Option NAV and Direct Plan – Growth Option NAV, as applicable. Since inception returns are calculated on Rs.10/- invested at inception. Different plans have different expense structure. Plan of the scheme for which performance is given is indicated above. Jinesh Gopani is managing Axis Focused 25 Fund Since 07 June 2016, Axis Long Term Equity Fund Since 01 April 2011, Axis Growth Opportunities Fund Since Inception, Axis Retirement Savings Fund - Dynamic Plan, Axis Retirement Savings Fund - Conservative Plan, Axis Retirement Savings Fund - Aggressive Plan Since Inception, Axis ESG Equity Fund Since Inception.



# Annexure

## SEBI Prescribed Performance Annexures

### Return of scheme managed by Jinesh Gopani (TOTAL SCHEMES MANAGED: 7 SCHEMES) (As on 26th February 2021)

Fund Name	Date of inception	1 Year		3 Years		5 Years		Since Inception	
		CAGR (%)	Current Value of Investment of Rs. 10,000/-	CAGR (%)	Current Value of Investment of Rs 10,000/-	CAGR (%)	Current Value of Investment of Rs. 10,000/-	CAGR (%)	Current Value of Investment of Rs. 10,000/-
Axis Growth Opportunities Fund - Regular Plan - Growth	22-Oct-18	33.92%	13,381	NA	NA	NA	NA	21.45%	15,790
NIFTY Large Midcap 250 TRI (Benchmark)		36.62%	13,650	NA	NA	NA	NA	18.86%	15,010
Nifty 50 TRI (Additional Benchmark)		31.37%	13,127	NA	NA	NA	NA	17.37%	14,573
Axis Growth Opportunities Fund - Direct Plan - Growth	22-Oct-18	36.07%	13,595	NA	NA	NA	NA	23.58%	16,450
NIFTY Large Midcap 250 TRI (Benchmark)		36.62%	13,650	NA	NA	NA	NA	18.86%	15,010
Nifty 50 TRI (Additional Benchmark)		31.37%	13,127	NA	NA	NA	NA	17.37%	14,573
Axis Retirement Savings Fund - Aggressive Plan - Regular Plan - Growth	20-Dec-19	19.22%	11,916	NA	NA	NA	NA	16.08%	11,940
NIFTY 50 Hybrid Composite Debt 70:30 Index (Benchmark)		25.94%	12,586	NA	NA	NA	NA	15.88%	11,916
Nifty 50 TRI (Additional Benchmark)		31.37%	13,127	NA	NA	NA	NA	16.47%	11,987
Axis Retirement Savings Fund - Aggressive Plan - Direct Plan - Growth	20-Dec-19	21.24%	12,117	NA	NA	NA	NA	18.12%	12,190
NIFTY 50 Hybrid Composite Debt 70:30 Index (Benchmark)		25.94%	12,586	NA	NA	NA	NA	15.88%	11,916
Nifty 50 TRI (Additional Benchmark)		31.37%	13,127	NA	NA	NA	NA	16.47%	11,987

Data As on 26th February 2021. **Past performance may or may not be sustained in future.** Calculations are based on Regular Plan - Growth Option NAV and Direct Plan – Growth Option NAV, as applicable. Since inception returns are calculated on Rs.10/- invested at inception. Different plans have different expense structure. Plan of the scheme for which performance is given is indicated above. Jinesh Gopani is managing Axis Focused 25 Fund Since 07 June 2016, Axis Long Term Equity Fund Since 01 April 2011, Axis Growth Opportunities Fund Since Inception, Axis Retirement Savings Fund - Dynamic Plan, Axis Retirement Savings Fund - Conservative Plan, Axis Retirement Savings Fund - Aggressive Plan Since Inception, Axis ESG Equity Fund Since Inception.

# Annexure

## SEBI Prescribed Performance Annexures

### Return of scheme managed by Jinesh Gopani (TOTAL SCHEMES MANAGED: 7 SCHEMES) (As on 26th February 2021)

Fund Name	Date of inception	1 Year		3 Years		5 Years		Since Inception	
		CAGR (%)	Current Value of Investment of Rs. 10,000/-	CAGR (%)	Current Value of Investment of Rs. 10,000/-	CAGR (%)	Current Value of Investment of Rs. 10,000/-	CAGR (%)	Current Value of Investment of Rs. 10,000/-
Axis Retirement Savings Fund - Conservative Plan - Regular Plan - Growth	20-Dec-19	12.70%	11,266	NA	NA	NA	NA	12.34%	11,484
NIFTY 50 Hybrid Short Duration Debt 25:75 Index (Benchmark)		15.03%	11,498	NA	NA	NA	NA	11.57%	11,391
NIFTY 10 yr Benchmark G-Sec (Additional Benchmark)		4.55%	10,454	NA	NA	NA	NA	6.27%	10,750
Axis Retirement Savings Fund - Conservative Plan - Direct Plan - Growth	20-Dec-19	14.68%	11,463	NA	NA	NA	NA	14.36%	11,730
NIFTY 50 Hybrid Short Duration Debt 25:75 Index (Benchmark)		15.03%	11,498	NA	NA	NA	NA	11.57%	11,391
NIFTY 10 yr Benchmark G-Sec (Additional Benchmark)		4.55%	10,454	NA	NA	NA	NA	6.27%	10,750
Axis Retirement Savings Fund - Dynamic Plan - Regular Plan - Growth	20-Dec-19	20.60%	12,054	NA	NA	NA	NA	16.82%	12,030
NIFTY 50 Hybrid Composite Debt 65:35 Index (Benchmark)		24.87%	12,479	NA	NA	NA	NA	15.64%	11,886
Nifty 50 TRI (Additional Benchmark)		31.37%	13,127	NA	NA	NA	NA	16.47%	11,987
Axis Retirement Savings Fund - Dynamic Plan - Direct Plan - Growth	20-Dec-19	22.85%	12,278	NA	NA	NA	NA	18.94%	12,290
NIFTY 50 Hybrid Composite Debt 65:35 Index (Benchmark)		24.87%	12,479	NA	NA	NA	NA	15.64%	11,886
Nifty 50 TRI (Additional Benchmark)		31.37%	13,127	NA	NA	NA	NA	16.47%	11,987

Data As on 26th February 2021. **Past performance may or may not be sustained in future.** Calculations are based on Regular Plan - Growth Option NAV and Direct Plan – Growth Option NAV, as applicable. Since inception returns are calculated on Rs.10/- invested at inception. Different plans have different expense structure. Plan of the scheme for which performance is given is indicated above. Jinesh Gopani is managing Axis Focused 25 Fund Since 07 June 2016, Axis Long Term Equity Fund Since 01 April 2011, Axis Growth Opportunities Fund Since Inception, Axis Retirement Savings Fund - Dynamic Plan, Axis Retirement Savings Fund - Conservative Plan, Axis Retirement Savings Fund - Aggressive Plan Since Inception, Axis ESG Equity Fund Since Inception.

# Annexure

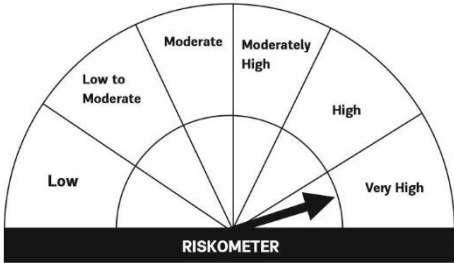
## SEBI Prescribed Performance Annexures

### Return of scheme managed by Jinesh Gopani (TOTAL SCHEMES MANAGED: 7 SCHEMES) (As on 26th February 2021)

Fund Name	Date of inception	1 Year		3 Years		5 Years		Since Inception	
		CAGR (%)	Current Value of Investment of Rs. 10,000/-	CAGR (%)	Current Value of Investment of Rs 10,000/-	CAGR (%)	Current Value of Investment of Rs. 10,000/-	CAGR (%)	Current Value of Investment of Rs. 10,000/-
Axis ESG Equity Fund - Regular Plan - Growth	12-Feb-20	35.81%	13,570	NA	NA	NA	NA	34.07%	13,570
Nifty 100 ESG TRI (Benchmark)		37.13%	13,701	NA	NA	NA	NA	24.89%	12,603
Nifty 50 TRI (Additional Benchmark)		31.37%	13,127	NA	NA	NA	NA	19.66%	12,055
Axis ESG Equity Fund - Direct Plan - Growth	12-Feb-20	37.98%	13,786	NA	NA	NA	NA	36.26%	13,800
Nifty 100 ESG TRI (Benchmark)		37.13%	13,701	NA	NA	NA	NA	24.89%	12,603
Nifty 50 TRI (Additional Benchmark)		31.37%	13,127	NA	NA	NA	NA	19.66%	12,055




Data As on 26th February 2021. **Past performance may or may not be sustained in future.** Calculations are based on Regular Plan - Growth Option NAV and Direct Plan – Growth Option NAV, as applicable. Since inception returns are calculated on Rs.10/- invested at inception. Different plans have different expense structure. Plan of the scheme for which performance is given is indicated above. Jinesh Gopani is managing Axis Focused 25 Fund Since 07 June 2016, Axis Long Term Equity Fund Since 01 April 2011, Axis Growth Opportunities Fund Since Inception, Axis Retirement Savings Fund - Dynamic Plan, Axis Retirement Savings Fund - Conservative Plan, Axis Retirement Savings Fund - Aggressive Plan Since Inception, Axis ESG Equity Fund Since Inception.

# Product Labelling

Fund Name	Riskometer	Product Labelling
<p>Axis Focused 25 Fund (An open ended equity scheme investing in maximum 25 stocks investing in large cap, mid cap and small cap companies.)</p>		<p>This product is suitable for investors who are seeking*</p> <ul style="list-style-type: none"> <li>• Capital appreciation over long term</li> <li>• Investment in a concentrated portfolio of equity &amp; equity related instruments of up to 25 companies</li> </ul>
<p>Axis Long Term Equity Fund (An open ended equity linked saving scheme with a statutory lock in of 3 years and tax benefit)</p>		<p>This product is suitable for investors who are seeking*</p> <ul style="list-style-type: none"> <li>• Capital appreciation &amp; generating income over long term</li> <li>• Investment in a diversified portfolio predominantly consisting of equity and equity related instruments.</li> </ul>
<p>Axis Growth Opportunities Fund (An Open-ended Equity Scheme investing in both large cap and mid cap stocks)</p>		<p>This product is suitable for investors who are seeking*</p> <ul style="list-style-type: none"> <li>• capital appreciation over long term</li> <li>• investment in a diversified portfolio predominantly consisting of equity and equity related instruments both in India as well as overseas</li> </ul>
<p>Axis Retirement Savings Fund - Aggressive Plan (An open-ended retirement solution oriented scheme having a lock-in of 5 years or till retirement age (whichever is earlier )</p>		<p>This product is suitable for investors who are seeking*</p> <ul style="list-style-type: none"> <li>• Capital appreciation over long term</li> <li>• Investment primarily in equity and equity related instruments</li> </ul>

\*Investors should consult their financial advisers if in doubt about whether the product is suitable for them.

# Product Labelling

Fund Name	Riskometer	Product Labelling
<p>Axis Retirement Savings Fund - Conservative Plan (An open-ended retirement solution oriented scheme having a lock-in of 5 years or till retirement age (whichever is earlier )</p>	 <p>Investors understand that their principal will be at High risk</p>	<p>This product is suitable for investors who are seeking*</p> <ul style="list-style-type: none"> <li>• Capital appreciation over long term</li> <li>• Investments in debt and money market instruments as well as equity and equity related instruments</li> </ul>
<p>Axis Retirement Savings Fund - Dynamic Plan (An open-ended retirement solution oriented scheme having a lock-in of 5 years or till retirement age (whichever is earlier )</p>	 <p>Investors understand that their principal will be at High risk</p>	<p>This product is suitable for investors who are seeking*</p> <ul style="list-style-type: none"> <li>• Capital appreciation and income generation over long term</li> <li>• Investment in equity and equity related instruments as well as debt and money market instruments while managing risk through active asset allocation.</li> </ul>
<p>Axis ESG Equity Fund (An open-ended equity scheme investing in companies demonstrating sustainable practices across Environment, Social and Governance (ESG) theme)</p>	 <p>Investors understand that their principal will be at Very High risk</p>	<p>This product is suitable for investors who are seeking*</p> <ul style="list-style-type: none"> <li>• Capital appreciation over long term</li> <li>• Investments in companies demonstrating sustainable practices across Environment, Social and Governance (ESG) parameters. .</li> </ul>

\*Investors should consult their financial advisers if in doubt about whether the product is suitable for them.

# Performance Disclaimer



Data updated As on 26th February 2021

#Scheme Performance may not be strictly comparable with that of its additional benchmark in view of hybrid nature of the scheme. Past performance may or may not be sustained in future. Calculations are based on Regular Plan - Growth Option NAV and Direct Plan – Growth Option NAV, as applicable. Different plans have different expense structure. Face Value of all funds Rs 10 per unit.

Jinesh Gopani is managing Axis Focused 25 Fund Since 07 June 2016, Axis Long Term Equity Fund Since 01 April 2011, Axis Growth Opportunities Fund Since Inception, Axis Retirement Savings Fund - Dynamic Plan, Axis Retirement Savings Fund - Conservative Plan, Axis Retirement Savings Fund - Aggressive Plan Since Inception, Axis ESG Equity Fund Since Inception.

# Statutory Details and Risk Factors



Data updated As on 26th February 2021

**Past performance may or may not be sustained in the future.** Sector(s) / Stock(s) / Issuer(s) mentioned above are for the purpose of disclosure of the portfolio of the Scheme(s) and should not be construed as recommendation. The fund manager(s) may or may not choose to hold the stock mentioned, from time to time.

Statutory Details: Axis Mutual Fund has been established as a Trust under the Indian Trusts Act, 1882, sponsored by Axis Bank Ltd. (liability restricted to Rs. 1 Lakh). Trustee: Axis Mutual Fund Trustee Ltd. Investment Manager: Axis Asset Management Co. Ltd. (the AMC). Risk Factors: Axis Bank Limited is not liable or responsible for any loss or shortfall resulting from the operation of the scheme. This document represents the views of Axis Asset Management Co. Ltd. and must not be taken as the basis for an investment decision. Neither Axis Mutual Fund, Axis Mutual Fund Trustee Limited nor Axis Asset Management Company Limited, its Directors or associates shall be liable for any damages including lost revenue or lost profits that may arise from the use of the information contained herein. No representation or warranty is made as to the accuracy, completeness or fairness of the information and opinions contained herein. The AMC reserves the right to make modifications and alterations to this statement as may be required from time to time.

**Mutual Fund Investments are subject to market risks, read all scheme related documents carefully.**

**Thank You**

