

# AXIS LONG TERM EQUITY FUND

An Open Ended Equity Linked Savings Scheme With A Statutory Lock In Of 3 Years And Tax Benefit

## About the Fund

The fund looks at opportunities across the market cap and the portfolio remains balanced between its large and mid-cap allocations.

The fund is focused on long term earnings growth prospects and quality as key criteria for stock selection.



Open-ended Equity-Linked Savings Scheme with a 3 year lock in Offers tax benefit under section 80C of the Income Tax Act, 1961



Invests across market cap~ Large caps around 50-100% and midcaps up to 50%



Invests in quality businesses for the long term through bottom up stock picking



3 year lock-in eliminates near term pressure on stock selection

\*The above framework is broadly indicative and the fund manager may change the framework depending on the market conditions

## Why Axis Long Term Equity Fund?

### We Invest in

High quality leaders, solid growth, impeccable execution, strong finances especially decent Operating Cash Flows and less geared

### We Avoid

Highly cyclical and highly regulated sectors

### Result

Stringent benchmark agnostic stock selection, compact portfolio reflecting high conviction, long holding periods

**Bottom up portfolio aiming to deliver steady and consistent returns for investors**

Past performance may or may not be sustained in the future. Current Portfolio Allocation is based on the prevailing market conditions and is subject to changes depending on the fund manager's view of the equity markets.

## Fund Manager Views

- ▶ Budget 2023 was well received as it struck a much needed balance between the need for growth and fiscal consolidation. We see three positives from the budget from a markets standpoint - Gradual and realistic fiscal consolidation path, improving quality of spending with targeted schemes around key focus areas (Key to drive consumption), and Push for social and digital infrastructure and India's climate change targets (Long Term driver for Capex in India).
- ▶ The rally in Indian equities is in stark contrast to the rest of the world plagued by pessimism on account of inflation and recessionary fears. Markets have already digested several macro-economic negatives. Going forward, we believe, oil inflation and currency will be key metrics to decide the trend for the Indian economy. While we keep a caution eye out for short term headwinds, we are now optimistic of an improving market trajectory.
- ▶ Oil below 100\$ should help reduce inflationary pressures in the economy. This should bode well for economic growth and our portfolios are very well aligned to participate in growth stories of India.

## Top 10 Stocks

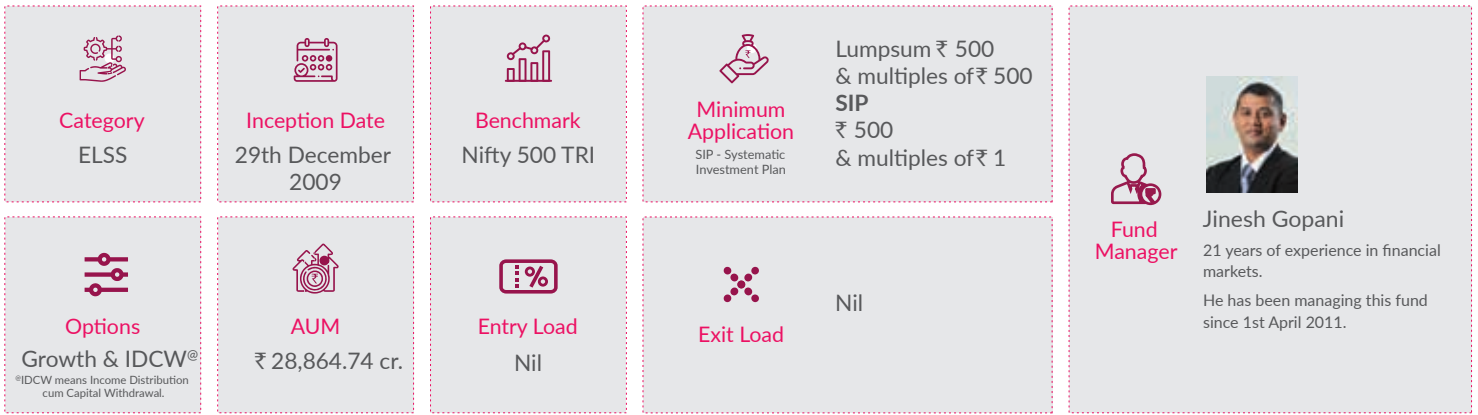
Bajaj Finance Limited	8.6%
Tata Consultancy Services Limited	8.6%
Avenue Supermarts Limited	8.5%
Kotak Mahindra Bank Limited	7.1%
Nestle India Limited	6.4%
Info Edge (India) Limited	5.6%
Housing Development Finance Corporation Limited	5.5%
Pidilite Industries Limited	5.1%
Divi's Laboratories Limited	4.8%
Bajaj Finserv Limited	4.2%

## Top 10 Sectors

Financial Services	33.5%
Consumer Services	15.3%
Information Technology	10.5%
Chemicals	9.2%
Healthcare	7.3%
Automobile and Auto Components	6.5%
Fast Moving Consumer Goods	6.4%
Power	4.1%
Construction Materials	3.1%
Capital Goods	2.0%

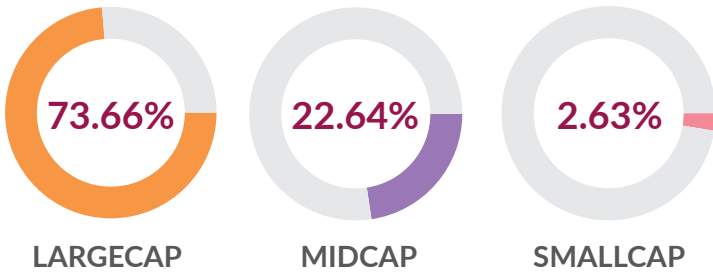
Current Portfolio Allocation is based on the prevailing market conditions and is subject to changes depending on the fund manager's view of the equity markets.

## Investing Facts




Note: To view asset class wise AUM & AAUM for categories of the Scheme & geographical spread refer <https://www.axismf.com/statutory-disclosures>

## Current market cap split (% NAV)



## Risk Parameters



Based on 3 years data

## New Entries (Changes over the month-January 2023)

Tata Motors Limited

## Exits

FSN E-Commerce Ventures Limited

## Performance (NAV Movement)



	1 Year		3 Years		5 Years		Since Inception	
	CAGR (%)	Current Value of Investment of ₹ 10,000/-	CAGR (%)	Current Value of Investment of ₹ 10,000/-	CAGR (%)	Current Value of Investment of ₹ 10,000/-	CAGR (%)	Current Value of Investment of ₹ 10,000/-
Axis Long Term Equity Fund - Direct Plan - Growth	-11.10%	8,890	7.94%	12,577	8.76%	15,224	16.29%	45,823
Nifty 500 TRI (Benchmark)	1.28%	10,128	16.10%	15,654	10.28%	16,317	13.22%	35,002
Nifty 50 TRI (Additional Benchmark)	3.18%	10,318	15.21%	15,298	11.25%	17,049	12.76%	33,573

^Type of Scheme: An open ended equity linked savings scheme with a statutory lock in of 3 years and tax benefit. Past performance may or may not be sustained in future. Since inception (1st January 2013). Different plans have different expense structure. Jinesh Gopani is managing the scheme since 1st April 2011 and he manages 14 schemes of Axis Mutual Fund. Returns greater than 1 year are Compounded Annual Growth Rates (CAGR). Face value ₹10 per unit. Please refer return table for performance of all schemes managed by the fund manager.

Please click on link [https://www.axismf.com/cms/sites/default/files/Statutory/Axis%20Factsheet%20-%20Annexure\\_Product%20Label\\_DP%20-%20Feb%202023.pdf](https://www.axismf.com/cms/sites/default/files/Statutory/Axis%20Factsheet%20-%20Annexure_Product%20Label_DP%20-%20Feb%202023.pdf) to view the performance of other schemes currently managed by the fund manager.

Note: In case you require physical copy of this document request you to kindly take the printout to review the fund managers performance of other schemes managed by him from the above link given.

## IDCW History

Option	Record Date	IDCW (₹ Per unit)		NAV per unit (Cum IDCW)	NAV per unit (Ex IDCW)
		Individuals/ HUF	Others		
IDCW	February 28, 2022	3.55	3.55	50.21	46.66
	February 26, 2021	2.95	2.95	47.30	44.35
	January 27, 2020	3.01	3.01	42.24	38.84
	January 31, 2019	1.33	1.33	35.87	34.37
	March 22, 2018	1.50	1.50	35.68	34.18
	January 31, 2017	--	--	--	--

On payment of IDCW, the NAV of the IDCW option of the Scheme falls to the extent of the payout and statutory levy, if any. Past performance may or may not be sustained in future. Face value of units is Rs. 10. IDCW means Income Distribution cum Capital Withdrawal.

^An open ended equity linked savings scheme with a statutory lock in of 3 years and tax benefit.

Data as on 31st January 2023.

**Past performance may or may not be sustained in future.** Calculations are based on Regular Plan - Growth Option NAV and Direct Plan - Growth Option NAV, as applicable. Different plans have different expense structure. Face value is ₹ 10 per unit.

Jinesh Gopani is managing Axis Long Term Equity Fund since 1st April, 2011, Axis Focused 25 Fund since 7th June, 2016 and Axis Nifty IT ETF, Axis Nifty Healthcare ETF, Axis Growth Opportunities Fund, Axis Retirement Savings Fund which includes Aggressive Plan, Conservative Plan & Dynamic Plan, Axis ESG Equity Fund and Axis Value Fund, Axis Nifty 50 Index Fund, Axis Nifty Next 50 Index Fund, Axis Nifty Smallcap 50 Index Fund and Axis Nifty Midcap 50 Index Fund since inception.

Market caps are defined as per SEBI regulations as below: a. Large Cap: 1st -100th company in terms of full market capitalization. b. Mid Cap: 101st -250th company in terms of full market capitalization. c. Small Cap: 251st company onwards in terms of full market capitalization.

**Disclaimer:** Sector(s) / Stock(s) / Issuer(s) mentioned above are for the purpose of disclosure of the portfolio of the Scheme(s) and should not be construed as recommendation. The fund manager(s) may or may not choose to hold the stock mentioned, from time to time. Investors are requested to consult their financial, tax and other advisors before taking any investment decision(s).

Statutory Details: Axis Mutual Fund has been established as a Trust under the Indian Trusts Act, 1882, sponsored by Axis Bank Ltd. (liability restricted to ₹ 1 lakh). Trustee: Axis Mutual Fund Trustee Ltd. Investment Manager: Axis Asset Management Co. Ltd. (the AMC). Axis Bank Ltd. is not liable or responsible for any loss or shortfall resulting from the operation of the scheme.

For individual nature of tax implications, investors are requested to consult their tax advisors before investing.

For Digital use only.

### Axis Long Term Equity Fund

(An Open Ended Equity Linked Savings Scheme With A Statutory Lock In Of 3 Years And Tax Benefit)

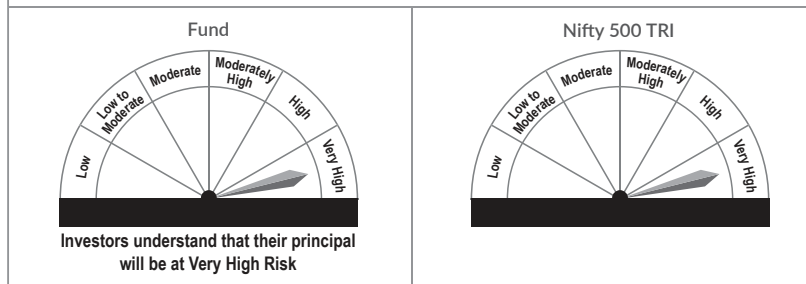
Benchmark: Nifty 500 TRI

This product is suitable for investors who are seeking\*:

- Capital appreciation & generating income over long term
- Investment in a diversified portfolio predominantly consisting of equity and equity related instruments.

\*Investors should consult their financial advisers if in doubt about whether the product is suitable for them.

#### Riskometer



Distributed by

**Mutual Fund investments are subject to market risks, read all scheme related documents carefully.**