

AXIS NIFTY MIDCAP 50 INDEX FUND

(An open-ended Index Fund tracking the Nifty Midcap 50 Index)

About the Fund

NIFTY Midcap 50 includes top 50 companies based on full market capitalization from NIFTY Midcap 150 index with preference given to those stocks on which derivative contracts are available on National Stock Exchange (NSE).

Index is re-balanced on semi-annual basis (March and September) using average data of last months.



Invests in 50 most liquid midcap stocks



Rule based passive investing strategy



Index Fund Offering

*The above framework is broadly indicative and the fund manager may change the framework depending on the market conditions

Top 10 stocks











| | |
|-----------------------------------|------|
| AU Small Finance Bank Limited | 3.6% |
| The Federal Bank Limited | 3.5% |
| Trent Limited | 3.3% |
| The Indian Hotels Company Limited | 3.2% |
| Shriram Finance Limited | 3.2% |
| TVS Motor Company Limited | 2.9% |
| Page Industries Limited | 2.9% |
| Persistent Systems Limited | 2.9% |
| Bharat Forge Limited | 2.7% |
| Jindal Steel & Power Limited | 2.7% |

Top 10 Sectors

| | |
|--------------------------------|-------|
| Financial Services | 26.0% |
| Capital Goods | 15.2% |
| Consumer Services | 8.7% |
| Healthcare | 8.0% |
| Automobile and Auto Components | 7.4% |
| Information Technology | 6.8% |
| Oil, Gas & Consumable Fuels | 4.8% |
| Metals & Mining | 4.3% |
| Consumer Durables | 3.5% |
| Textiles | 2.9% |

Current Portfolio Allocation is based on the prevailing market conditions and is subject to changes depending on the fund manager's view of the equity markets.

Investing Facts

| | | | | | |
|---|--|--|--|---|---|
|  <p>Category Index Fund</p> |  <p>Inception Date 28th March 2022</p> |  <p>Benchmark Nifty Midcap 50 TRI</p> |  <p>Minimum Application SIP - Systematic Investment Plan</p> | <p>Lumpsum ₹ 5000 & multiples of ₹ 1 SIP ₹ 1000 & multiples of ₹ 1</p> |  <p>Fund Manager</p> |
|  <p>AUM ₹ 35.39 cr.</p> |  <p>Entry Load NA</p> |  <p>Exit Load 0.25% if redeemed/switched out within 7 days from the date of allotment/ Investment.</p> |  <p>Options</p> | <p>Growth & IDCW® (Payout & Re-investment facility) ®IDCW means Income Distribution cum Capital Withdrawal.</p> |  <p>Jinesh Gopani 21 years of experience. He has been managing this fund since 28th March 2022.</p> |

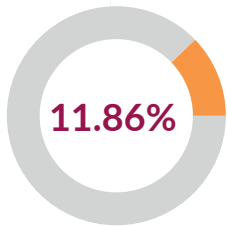
Note: To view asset class wise AUM & AAUM for categories of the Scheme & geographical spread refer <https://www.axismf.com/statutory-disclosures>

Tracking Error**

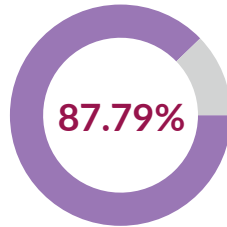
2.67%

**Since the fund has not completed 1-year, annualized tracking error is taken from the launch date of the scheme. The tracking error may look optically elevated on account of deployment during the first few days of the scheme. This effect is transitional in nature and normalizes as the fund completes 1 year since fund launch.

Current market cap split (% NAV)



LARGECAP



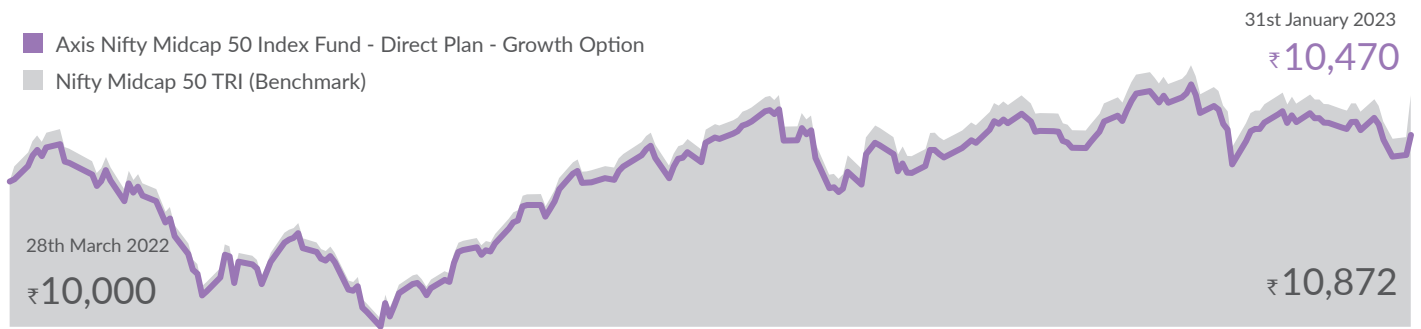
MIDCAP



SMALLCAP

Performance (NAV Movement)

- Axis Nifty Midcap 50 Index Fund - Direct Plan - Growth Option
- Nifty Midcap 50 TRI (Benchmark)



| | 6 month | | Since Inception | |
|--|-----------------------|--|-----------------------|--|
| | Simple Annualized (%) | Point-to-Point returns on Standard Investment of ₹10,000 | Simple Annualized (%) | Point-to-Point returns on Standard Investment of ₹10,000 |
| Axis Nifty Midcap 50 Index Fund - Direct - Growth Option | 10.69% | 10521 | 5.55% | 10470 |
| Nifty Midcap 50 TRI (Benchmark) | 12.01% | 10583 | 10.31% | 10872 |
| Nifty 50 TRI Index (Additional Benchmark) | 6.50% | 10320 | 4.37% | 10370 |

Past performance may or may not be sustained in future. Since inception (28th March 2022). Different plans have different expense structure. Jinesh Gopani is managing the scheme since inception and he manages 14 schemes of Axis Mutual Fund. Returns greater than 1 year are Compounded Annual Growth Rates (CAGR). Face value ₹10 per unit. Please refer return table for performance of all schemes managed by the fund manager.

Please click on link https://www.axismf.com/cms/sites/default/files/Statutory/Axis%20Factsheet%20-%20Annexure_Product%20Label_DP%20-%20Feb%202023.pdf to view the performance of other schemes currently managed by the fund manager.

Note: In case you require physical copy of this document request you to kindly take the printout to review the fund managers performance of other schemes managed by him from the above link given.

Data as on 31st January 2023.

Jinesh Gopani is managing Axis Long Term Equity Fund since 1st April,2011, Axis Focused 25 Fund since 7th June,2016 and Axis Nifty IT ETF, Axis Nifty Healthcare ETF, Axis Growth Opportunities Fund, Axis Retirement Savings Fund which includes Aggressive Plan, Conservative Plan & Dynamic Plan, Axis ESG Equity Fund and Axis Value Fund, Axis Nifty 50 Index Fund, Axis Nifty Next 50 Index Fund, Axis Nifty Smallcap 50 Index Fund and Axis Nifty Midcap 50 Index Fund since inception.

Market caps are defined as per SEBI regulations as below: a. Large Cap: 1st - 100th company in terms of full market capitalization. b. Mid-cap: 101st - 250th company in terms of full market capitalization. c. Small Cap: 251st company onwards in terms of full market capitalization.

Disclaimer: Sector(s) / Stock(s) / issuers(s) mentioned above are for the purpose of disclosure of the portfolio of the Scheme(s) and should not be construed as recommendation. The fund manager(s) may or may not choose to hold the stock mentioned, from time to time. Investors are requested to consult their financial, tax and other advisors before taking any investment decision(s).

Statutory Details: Axis Mutual Fund has been established as a Trust under the Indian Trusts Act, 1882, sponsored by Axis Bank Ltd. (liability restricted to ₹ 1 lakh). **Trustee:** Axis Mutual Fund Trustee Ltd. **Investment Manager:** Axis Asset Management Co. Ltd. (the AMC). **Risk Factors:** Axis Bank Ltd. is not liable or responsible for any loss or shortfall resulting from the operation of the schemes.

For Digital use only.

Axis Nifty Midcap 50 Index Fund

(An open-ended Index Fund tracking the Nifty Midcap 50 Index)

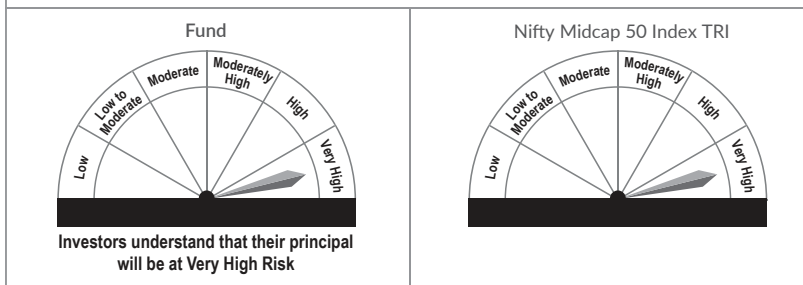
Benchmark: Nifty Midcap 50 Index TRI

This product is suitable for investors who are seeking*:

- Long term wealth creation solution.
- An index fund that seeks to track returns by investing in a basket of Nifty Midcap 50 Index stocks and aims to achieve returns of the stated index, subject to tracking error.

*Investors should consult their financial advisers if in doubt about whether the product is suitable for them.

Riskometer



Distributed by

Mutual Fund investments are subject to market risks, read all scheme related documents carefully.